



# Miami-Dade County Public Schools

## Alpha Charter of Excellence (ACE) (5410) Charter School Annual Report

2017  
2018

1217 S.W. Fourth Street, Miami, FL 33135  
(305) 643-2132  
**Grades Served:** K - 5  
**For more information:**  
<http://www.alphacharterschool.com>  
**School Leader:** Ms. Isabel Navas  
**Contact Info:** 929806@dadeschools.net  
**Board Chair:** Ms. Sonia S. Lopez  
**Contact Info:** slopez@cnc.org  
**Operator/ Management Organization:**  
Independent Non-Managed Charter Schools  
**Initial School Year:** 2012-2013  
**Title 1 Status:** YES  
**Specialty Program:** N/A

### High Performing School Designation:

**NO**  
Designation from the FLDOE based on school grades and results of annual financial audits.

### Corrective Action Plan:

**NO**  
A charter school is put on a corrective action plan for additional monitoring of academic, financial, or operational deficiencies.

### Financial Emergency Status:

**NO**  
A charter school is deemed in financial emergency status by the Commissioner of Education if it fails to make certain payments as outlined in state statute.

### Accredited:

**YES**  
AdvancEd is the primary accreditation agency for charter schools in Florida.

### State Grade/ School Improvement Rating:

2017-2018	<b>C</b>
2016-2017	<b>C</b>
2015-2016	<b>D</b>

School grades are part of Florida's accountability system and based on student achievement, learning gains, graduation, acceleration success, and focusing on students who need the most support. School Improvement Ratings (SIRs) are calculated for alternative schools and exceptional student education centers that choose to receive a rating instead of a grade. Ratings are calculated based on learning gains.

### Student Demographics:

Enrollment		Race/ Ethnicity	
2017-2018	<b>313</b>		
2016-2017	<b>312</b>		
2015-2016	<b>302</b>		
Subgroups		<ul style="list-style-type: none"> <li>Black 0.6%</li> <li>White 0.0%</li> <li>Asian 0.0%</li> <li>Hispanic 99.4%</li> <li>Islander 0.0%</li> <li>Multi Ethnic 0.0%</li> <li>American Indian 0.0%</li> </ul>	
Free/Reduced Price Lunch	<b>96%</b>	<b>Gender</b> <b>MALE</b> <b>48%</b> <b>FEMALE</b> <b>52%</b>	
Students with Disabilities	<b>2%</b>		
English Language Learners	<b>69%</b>		
Gifted	<b>0%</b>		

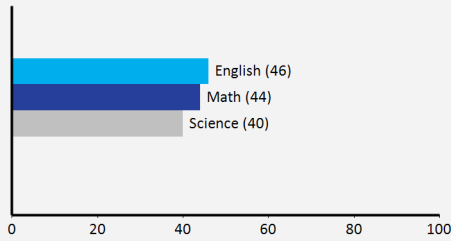
### Board Members:

Name:	Title:
Lisa Capote	Member
Guarione Diaz	Member
Dr. Celia Suarez	Member
Dr. Judith Stein	Member
Maria Cristina Santana	Treasurer
Rosana Salgado	Parent / Secretary

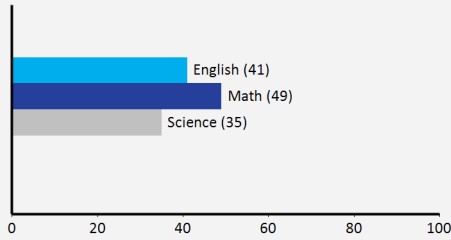
# Academic Performance

## Student Proficiency (%)

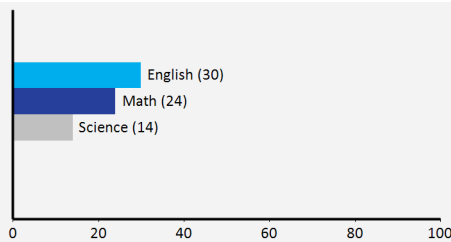
2017-2018



2016-2017

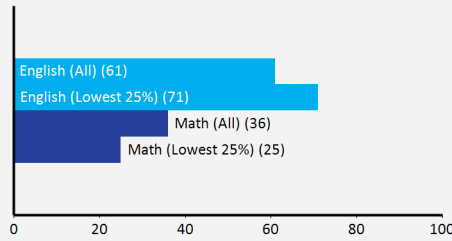


2015-2016

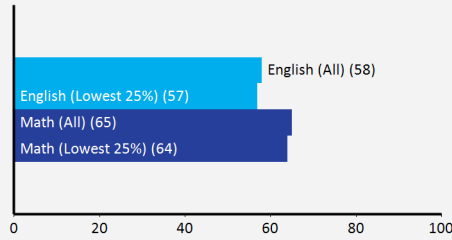


## Learning Gains (%)

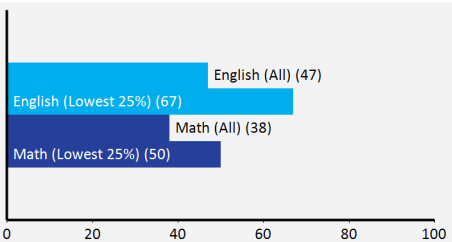
2017-2018



2016-2017

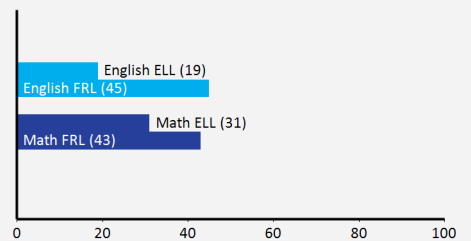


2015-2016

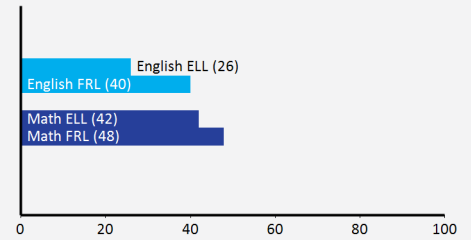


## Subgroup Proficiency (%)


2017-2018



2016-2017



2015-2016



Graduation Rate:

N/A

# Operational Compliance

Year	Compliance Status
2017-2018	Compliant
2016-2017	Compliant
2015-2016	Compliant

The Compliance Rating is based on the timeliness and completeness of the school's compliance with the charter contract, certain local, state and federal legal requirements, and directives/regulations issued by the FLDOE or similar jurisdictional agencies as calculated by the District's online charter school compliance system.

# Financial Performance

	2015-2016	2016-2017	2017-2018
Revenues	\$2,445,160	\$2,764,811	\$2,934,030
Expenditures	\$2,375,966	\$2,706,800	\$2,783,092
Fund Balance	\$165,463	\$223,474	\$374,412

This table shows how much money this charter school received and how much it spent in a given year. The fund balance is essentially what the school has in reserve. A negative fund balance indicates the school owes more than it has in reserve.

## Expenditures by Category:

